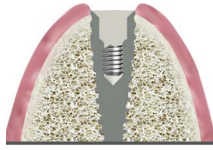


S.O.S KIT



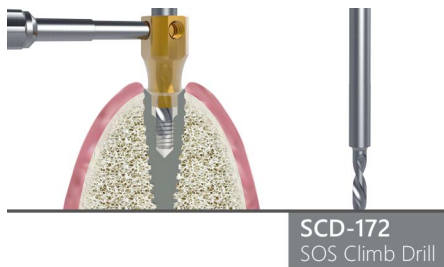
Implant with broken screw below the occlusal surface of the implant

1

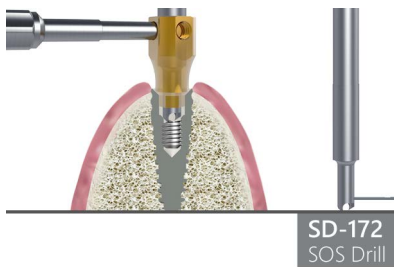


Place the SOS guide **KIT-BSK** in the Implant hex

2

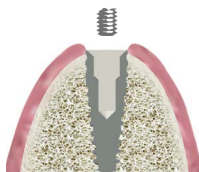


Place the SOS climb drill **SCD-172** in the guide. the speed must be under 80rpm. Counter clockwise direction



Place th SOS Drill **SD-172** in the guide. **Counter clockwise direction**
Drilling Speed: 700-1200rpm

4



Take the broken screw out

5

